



South Orange Avenue (S.R. 527) Safety Improvements At Cortland on Orange Apartments



Orange County

Financial Project Identification (FPID) Number: 992400-4

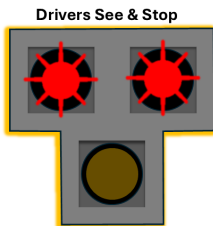
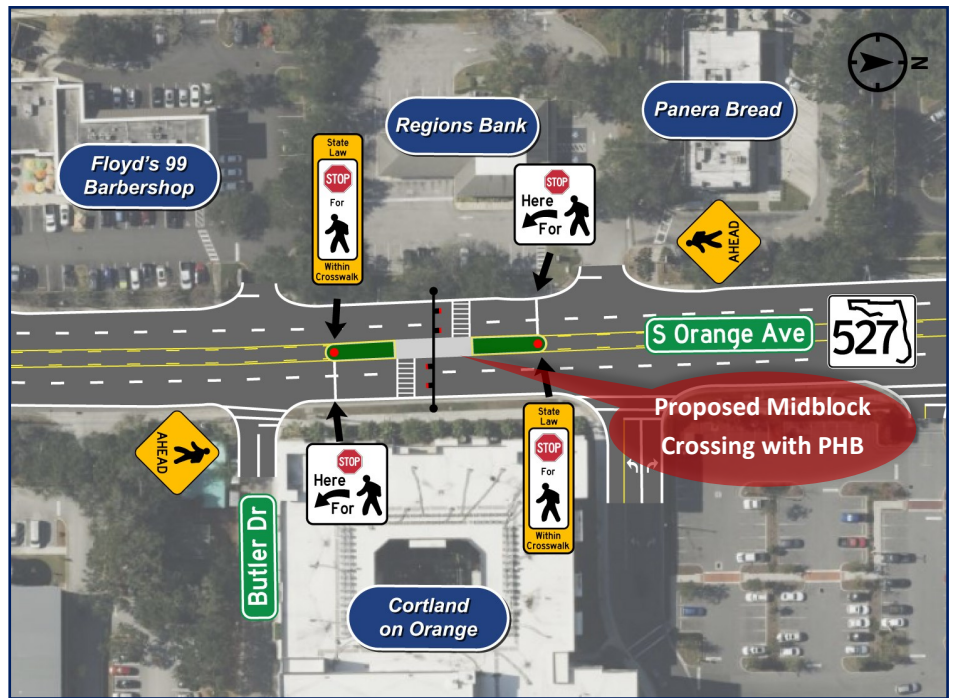
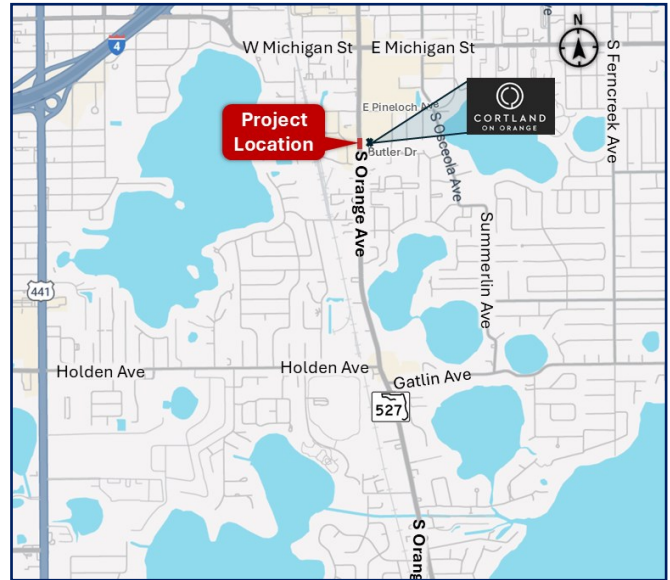
Project Description

The Florida Department of Transportation (FDOT) is proposing pedestrian safety improvements on South Orange Avenue (State Road (S.R.) 527) in front of the Cortland on Orange Apartments, just north of Butler Drive in Orlando.

The project proposes installing a midblock crossing with a pedestrian-activated signal known as a Pedestrian Hybrid Beacon (PHB) to provide a safe crossing opportunity for pedestrians and cyclists.

A PHB is an overhead traffic device that is designed to provide increased visibility and protection for vulnerable road users at midblock crossing locations. It has two side by side red lights above a single yellow light. Unlike a regular traffic signal, the signal face for drivers remain “dark” until the pedestrian activates the beacon.

Additional improvements include constructing curbs and curb ramps to meet current Americans with Disabilities Act (ADA) standards.



Contact Information:

Richard Smith
FDOT Project Manager
386-943-5326
Richard.Smith@dot.state.fl.us

CFLRoads.com

Project Status & Estimated Costs*

Design:	Anticipated completion 2026	\$ 80,000
Right of Way:	Within existing	\$ --
Construction:	Funded 2026	\$ 500,000

*subject to change

Public participation is solicited without regard to race, color, national origin, age, sex, religion, disability, or family status. Persons wishing to express their concerns relative to FDOT compliance with Title VI may do so by contacting Melissa McKinney, FDOT District Five Title VI Coordinator, at Melissa.McKinney@dot.state.fl.us.

HOW TO USE THE PHB

PEDESTRIAN HYBRID BEACON



DRIVING

SEE THIS

DO THIS



GO
Beacon remains dark until activated by someone.



FLASHING



SLOW DOWN
People walking have activated push button.



PREPARE TO STOP
Watch for people walking, biking, & rolling!



STOP!
People are crossing.



FLASHING



STOP
Proceed with caution if clear.



HOW TO USE THE PHB

PEDESTRIAN HYBRID BEACON



WALKING

SEE THIS

DO THIS



**STEP 1
PUSH THE
BUTTON**
Stop and wait for the "WALK" signal.



**STEP 2
START
CROSSING**
Watch for cars!



FLASHING



**STEP 3
FINISH
CROSSING**
Cross safely before the countdown timer expires.



**STEP 4
DON'T WALK**
Push the button to cross. Wait for the "WALK" signal to start crossing.



www.AlertTodayFlorida.com

FDOT is committed to working with our communities to get everyone home safely.